



Magic of Lubrication


[JellyBox HowTo: Lubrication](#)



Pro Tip: There's a holder for your hex keys on the top left of the JellyBox.

Title: Lubricating the Smooth Rods





Lubrication is optional, but will lengthen the life of your printer.

Apply lubricant to the smooth rods of the X and Y axes.

Place the lubricant on a rag or tissue and coat the rods evenly.

Also put a few drops on the Z leadscrew will help it work much more smoothly. Place the lube on top of the leadscrew nut and it will work its way down during use.

The JellyBox comes with a tube of a bicycle chain lubricant, but anything similar will do.

The leadscrew may benefit from something a little heavier, like white lithium grease.

In general, any lubrication is better than none.*

* Olive oil is not a good choice. It goes bad.